



HR Series

HR 1227W Datasheet

12V Top Terminal VRLA-AGM

Specifications

Voltage (Vdc)	12
Nominal Capacity (1.67 VPC @25°C)	27W @15min-rate
Watts Per Cell (30-Sec 1.67 VPC @ 25°C)	--
Watts Per Cell (5-Min 1.67 VPC @ 25°)	53.0
Watts Per Cell (15-Min 1.67 VPC @ 25°)	27.0
Max Charge Current (A)	2.70
Max Discharge Current (A)	130 *
Short Circuit Current (A)	424
Internal Resistance (mΩ)	Approx. 19.9
Terminal Type	F2-Faston Tab250 *
Terminal Torque	--
Container Material	ABS (UL 94-HB) & Flame Retardant (94-V0) available upon request
Weight (kg. / lb., Approx.)	1.97 / 4.34
Length (L) (mm / in)	90.0±1.0 / 3.54±0.04
Width (W) (mm / in)	70.0±1.0 / 2.76±0.04
Height (H) (mm / in)	106.1±1.5 / 4.18±0.06
Design Life	Up to 5 Years in Standby Service at 25°C Eurobat (20°C): 3-5 Years Standard Commercial Nominal: 25°C (77°F) Discharge: -15°C - 50°C (5°F-122°F) Charge/Storage: -15°C - 40°C (5°F - 104°F)
Operating Temperature	
Float Charging Voltage	13.5 - 13.8 Vdc/battery 25°C (77°F)
Eq. Charging Voltage	14.4 - 15.0 Vdc/battery 25°C (77°F)
Self-Discharge	Less than 10% after 90 days, can be stored up to 6 months at 25°C (77°F); Fully recharging is required before usage, and charged sooner if stored at higher temperature than 25°C (77°F).



Valve Regulated Lead Acid
(VRLA) Battery

Maintenance-Free, Absorbent
Glass Mat (AGM) Technology for
Efficient Gas Recombination of
up to 99%

Pure Lead Construction and
Proprietary Elements

Designed for High-Rate UPS,
Float Service Standby Power
Applications

Built in Accordance with IEC
61056-1/2:2012 and UL1989
Recognized (MH14533)





HR Series

HR 1227W Datasheet

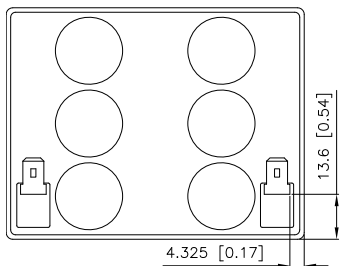
12V Top Terminal VRLA-AGM

Constant Current Discharge Characteristics Unit: A (25°C, 77°F)


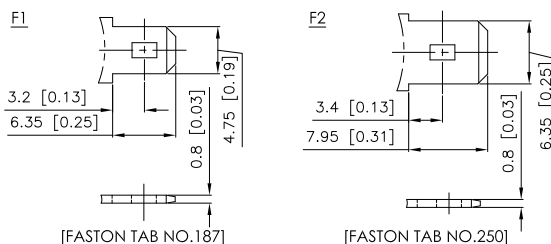
F.V/Time	2MIN	4MIN	5MIN	6MIN	8MIN	10MIN	15MIN	20MIN	30MIN	45MIN	60MIN	90MIN
10.02V (1.67 VPC)	50.4	34.3	29.8	26.5	21.4	18.3	13.5	10.8	7.83	5.66	4.49	3.18
10.50V (1.75 VPC)	41.0	29.9	26.6	24.2	20.0	17.2	12.8	10.6	7.68	5.57	4.43	3.13
10.80V (1.80 VPC)	36.4	27.5	24.7	22.7	18.9	16.3	12.4	10.3	7.49	5.45	4.35	3.08

Constant Power Discharge Characteristics Unit: W (25°C, 77°F)

F.V/Time	2MIN	4MIN	5MIN	6MIN	8MIN	10MIN	15MIN	20MIN	30MIN	45MIN	60MIN	90MIN
10.02V (1.67 VPC)	541	358	318	288	242	211	162	126	91.6	66.0	52.3	37.3
10.50V (1.75 VPC)	454	327	293	268	229	200	158	124	90.3	65.2	51.8	36.8
10.80V (1.80 VPC)	403	309	278	255	218	192	153	120	88.2	64.2	51.3	36.7



Detail A Drawing(3:1)



* F1 terminal is available, Max Discharge Current = 100 A